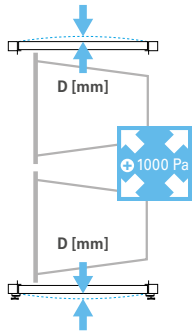


Eurovent targets

Casing strength (CS)

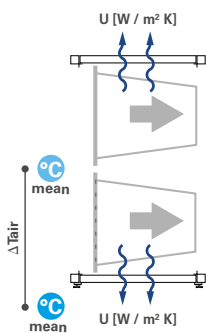


It is the largest deformation of the sides of the unit [mm/m] under a positive or negative pressure of 1000 Pa, given as a difference in distance from a reference plane outside the unit to the external unit surface with and without test pressure. The deflection, related to the span, defines the casing strength.

Classification:

- D1(R*) Max deflection CS $\leq 4 \text{ mm}$
- D2(R*) Max deflection CS $\leq 10 \text{ mm}$
- D3(R*) Max deflection CS $> 10 \text{ mm}$

Thermal transmittance (TT)

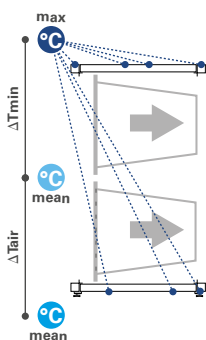


It is the heat flow per area and temperature difference [W/m² K] through the casing of the air handling unit.

Classification:

- T1 Max transmittance TT $\leq 0,5 \text{ W/m}^2 \text{ K}$
- T2 Max transmittance $0,5 < TT \leq 1,0 \text{ W/m}^2 \text{ K}$
- T3 Max transmittance $1,0 < TT \leq 1,4 \text{ W/m}^2 \text{ K}$
- T4 Max transmittance $1,4 < TT \leq 2,0 \text{ W/m}^2 \text{ K}$
- T5 No requirement

Thermal Bridging Factor (TBF)

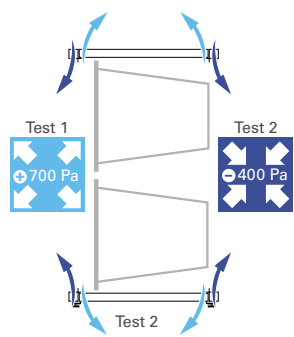


It is the ratio between the lowest temperature difference between any point on the external surface and the mean internal air temperature and the mean air-to-air temperature difference.

Classification:

- TB1 Max bridging $0,75 < TBF \leq 1,0$
- TB2 Max bridging $0,60 < TBF \leq 0,75$
- TB3 Max bridging $0,45 < TBF \leq 0,60$
- TB4 Max bridging $0,30 < TBF \leq 0,45$
- TB5 No requirement

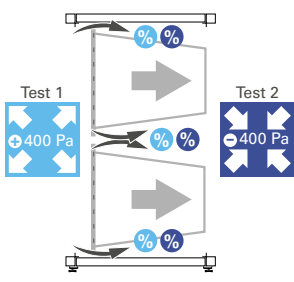
Casing Air Leakage (CAL)



The air leakage in volume per unit of time [l/s m²], related to the external casing area. The test is carried out under a negative pressure of 400 Pa and a positive pressure of 700 Pa.

Classification (-400 Pa):	L1(R*)	Max leakage $CAL_{400} \leq 0,15 \text{ l/s m}^2$
	L2(R*)	Max leakage $0,15 < CAL_{400} \leq 0,44 \text{ l/s m}^2$
	L3(R*)	Max leakage $0,44 < CAL_{400} \leq 1,32 \text{ l/s m}^2$
Classification (+700 Pa):	L1(R*)	Max leakage $CAL_{700} \leq 0,22 \text{ l/s m}^2$
	L2(R*)	Max leakage $0,22 < CAL_{700} \leq 0,63 \text{ l/s m}^2$
	L3(R*)	Max leakage $0,63 < CAL_{700} \leq 1,9 \text{ l/s m}^2$

Filter Bypass Leakage (FBL)



Air bypass around filter cells as a percentage of rated air volume flow.

Classification:	
F9(R*)	Max bypass $FBL \leq 0,5\%$
F8(R*)	Max bypass $0,5 < FBL \leq 1\%$
F7(R*)	Max bypass $1 < FBL \leq 2\%$
F6(R*)	Max bypass $2 < FBL \leq 4\%$
F5(R*)	Max bypass $4 < FBL \leq 6\%$

* R stands for Real Unit (M stands for Model Box).