

KWF

Water Wash hood with supply air

◦ Capture Jet™ technology ◦ KSA aerosol separators ◦ Water Wash technology ◦ Halton Skyline LED Lighting ◦ Integrated low velocity makeup air



Product certification(s)



Components certification(s)



EPD declarations (verification pending)



Main technologies and options



Capture Jet™ technology
Up to 40% reduction in exhaust airflow thanks to a better capture efficiency



KSA aerosol separators
Up to 95% efficient on 10 microns particles



Integrated low-velocity makeup-air
Better comfort and capture efficiency



Water Wash technology
Automatically washes down the filters



HCL Halton Skyline
Daylight similar LED Culinary Lighting and human centric



Halton Touch Screen
Simplified and intuitive LCD user interface



Halton Connect®
Cloud-based control platform with distant monitoring capabilities (1)



Option for decarbonized stainless steel
An ecological and sustainable choice

(1) The access to Halton Connect® web portal is included in the 1-year warranty period. After this period, it is subjected to one of the Halton Care service offer.

Recommended combinations



Further increase the energy savings and improve staff's comfort <> Go for M.A.R.V.E.L. airflow and energy optimization technology



Get peace of mind by adding one fire prevention layer <> Go for the Halton FireWatch and detect conditions favorable to cooking fires before it occurs



Don't risk bankrupt or business downtimes because of a cooking fire <> Go for FSS Fire Suppression System pre-installed from factory



Optimize the ductwork cleaning costs and further improve your safety <> Go for KGS grease deposition level monitoring system for ductwork



Applications

Halton Capture Jet™ hoods and ventilated ceilings are all suitable for [LEED](#) (1), [BREEAM](#) (2), [DGNB](#) (3), [RE2020](#) (4) etc. projects, particularly when combined with M.A.R.V.E.L. airflow and energy optimization technology. They can be used in all closed, opened, or show kitchens, and in general, all food-producing environments..

In addition to the *Capture Jets*, KWF hoods are also equipped with the *Water Wash* technology. This technology is more typically used for commercial kitchens with a large operating hours range that leaves little time for filters cleaning.

Description

The *Capture Jet™* technology enables significant reductions in airflow rates leading to savings on construction costs, mainly due to the reduced size of ducts and HVAC equipment. It typically pays for itself upon the startup of the kitchen or within few months. The energy savings it generates then directly contribute to an increase in profitability, while the staff benefits from improved working conditions.

The *Water Wash* technology is designed to automatically carry out the regular filters cleaning, with no outside intervention necessary. It saves a lot on filters cleaning cost. The productivity, the hygiene and the fire safety are also improved.

KWF hoods are lastly equipped with a low-velocity makeup air built into the front face.

Considerable energy savings

- The *Capture Jet™ technology* allows for up to a 40% reduction in exhaust airflow rates.
- The combination with M.A.R.V.E.L. airflow and energy optimization technology allows for reducing the exhaust volumes by up to an additional 44% on top of that of the *Capture Jet™* resulting in up to a **64%** total reduction.
- The energy savings on heating/cooling the makeup air then become massive (less air out, less air in!).
- The reduction of the draft risk and noise levels improves the working conditions for the staff.

Improved safety and maintenance savings

- **KSA** cyclonic aerosol separators constructed of stainless steel in compliance with EN 16282-6. They are up to 95% efficient on 10 microns particles or larger. Also certified UL 1046, NSF, and LPS 1263.
- **KSA** aerosol separators efficiently slow down the build-up of grease deposits in the exhaust plenums and ductwork that could otherwise constitute a serious hygiene and fire safety hazard. It also results in savings on the ductwork cleaning cost.
- The *Water Wash* technology limits the need for filter removal to infrequent deep cleaning operations.
- By construction, the *Water Wash* technology improves the protection against the propagation of a cooking fire to the ductwork, especially when combined with **Halton FireWatch** technology.

Other features and benefits

- Construction compliant with NF EN 16282-2 (5).
- HACCP (6) International certified.
- Integrated fan for the *Capture Jet™* technology. No additional duct is required.
- Capture Jets are automatically switched off when the hood is not used or operates at a minimum airflow.
- Requires a control cabinet from **CCW range** for the automatic washing cycles management.
- Advanced 24/7 distant monitoring capabilities thanks to **Halton Connect** IoT (Internet of Things) platform.
- Highest value of ownership thanks to **Halton Connect & Care** smart services available as an option from kitchens commissioning.
- **Halton Skyline** (HCL) LED culinary light provides the best visual comfort while contributing to further improve safety and energy savings.
- When extended to the whole kitchen and surrounding areas, the Human Centric version of **Halton Skyline** (HCL) directly contributes to chefs' and their teams wellbeing.
- Better capture efficiency and comfort for the staff thanks to a low-velocity diffuser built into the front.
- Exhaust airflow rates are determined using an EN 16282-1 based calculation method, which takes into account the loads of the cooking or dishwashing equipment, the makeup air strategy, the configuration of the hoods or ventilated ceilings, and their capture and containment efficiency.
- Capture and containment efficiency tested in accordance with the ASTM 1704 standard.
- Quick and easy commissioning. Hoods delivered "ready to install", with all accessories included, such as light fitting, T.A.B.™ airflow measurement taps, and dampers for quick balancing on-site.

- Sturdier and easier to clean (less parts and fewer joints).
Stainless steel construction.


(1) LEED - Leadership in Energy and Environmental Design (2) BREEAM
- Building Research Establishment Environmental Assessment Method
(3) DGNB - German Sustainable Building Council (4) RE2020 - French

Environmental Regulation 2020 (5) NF EN 16282-2 Equipment for
commercial kitchens - Components for ventilation in commercial kitchens
- Part 2 : kitchen ventilation hoods - Design and safety requirements (6)
HACCP - Hazard Analysis Critical Control Point



Capture Jet™ technology

◦ High capture efficiency ◦ Energy savings



The *Capture Jet™* technology enables significant reductions in airflow rates leading to savings on construction costs, mainly due to the reduced size of ducts and HVAC equipment. It typically pays for itself upon the startup of the kitchen or within few months. The energy savings it generates then directly contribute to an increase in profitability, while the staff benefits from improved working conditions.

Benefits

- The *Capture Jet™ technology* allows for up to a 40% reduction in exhaust airflow rates.

- No specific duct required for the Capture Jets. In addition to the reduction of the ducts and HVAC systems size, it reduces installation cost and the CapEx.
- It generates important energy savings on cooling/heating the makeup air (less air out, less air in!).
- The reduction of the draft risk and noise levels improves the working conditions for the staff.

How does it work?

The Capture Jet™ technology is based on the use of one or several sets of aerodynamic nozzles, supplied with an extremely low airflow.


These nozzles form one or several air curtains. Carefully located and oriented, they prevent the grease, steam, smoke and heat etc. released by the cooking appliances from escaping and orient them toward the filters. It is this capture efficiency improvement that enables the ventilation volumes.

KWF hoods are equipped with dual nozzles on the front and sides.


Schlieren tests on a Halton hood with the Capture Jets ON and OFF




The Schlieren system shows the convective flows of cooking appliances so that the hoods' capture efficiency can be reliably and objectively measured.



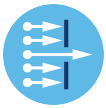
Capture Jets ON @3600 m³/h.
The convective flows do not escape on the hood front. They are efficiently extracted.



Capture Jets OFF @3600 m³/h.
With a traditional hood, a significant part of the convective flows escapes.



Capture Jets OFF @6000 m³/h.
With 2400 m³/h more airflow, a traditional hood captures again all convective flows.



KSA aerosol separator

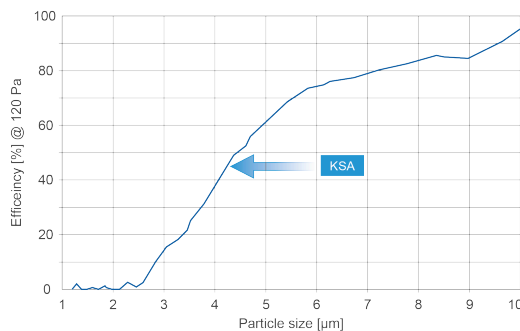
◦ Cyclonic effect ◦ Reduced cleaning costs ◦ Improved safety



KSA cyclonic aerosol separators efficiency limits grease and particles deposition inside the exhaust plenums of Halton's hood and ventilated ceilings and in the ductwork. They are a cost effective solution to reduce the duct cleaning costs while directly contributing to a better hygiene and fire safety.

Benefits

- KSA cyclonic aerosol separators constructed of stainless steel in compliance with EN 16282-6. Up to 95% efficient on 10 microns particles or larger with a reasonable pressure loss of 120 Pa.



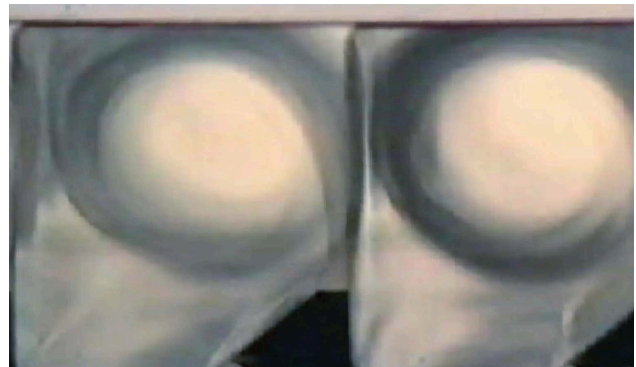
Tests on KSA aerosol separators' efficiency carried out on a Halton hood exhaust plenum by VTT laboratory, according to VDI 2052 (part 1).

- KSA separators' flame-behaviour also complies with UL 1046 and LPS 1263 standards. They also have NSF (National Sanitation Foundation) hygienic and safe approval.
- Improved hygiene and fire safety thanks to fewer grease deposits in the ducts.
- Lower maintenance costs due to reduced cleaning frequency.
- Reduced noise levels and fans' energy consumption thanks to the low pressure loss compared to baffle filters.
- Improves the performance of UV-C Capture Ray™ technology due to its high extraction rate.

How does it work?

KSA cyclonic filters are composed of vertical honeycomb profiles, opened only at top and bottom part. This design forces the air to swirl in a similar way as a cyclone when the air goes up and down inside to escape.

The centrifugal effect is impactful, and continuous – a mechanism that traditional baffle filters do not have. Particles are thus projected against the honeycomb walls, resulting in better separation performance.



Visualization of the cyclonic effect inside the KSA aerosol separator's profiles (Schlieren test).



Water Wash technology

◦ Automatic filters cleaning ◦ Maintenance savings



The **Water Wash** technology is designed to automatically carry out the regular filters cleaning, with no outside intervention necessary. It saves a lot on filters cleaning cost. The productivity, the hygiene and the fire safety are also improved.

Benefits

- The **Water Wash** technology limits the need for filter removal to infrequent deep cleaning operations.
- When the cleaning operations are carried out by the kitchen staff and not a service company, there's the additional benefit of freeing up that time. It allows for the staff to devote entirely to their core business: creating and preparing food for guests. This is more acute in large kitchens with extended operating hours.
- Typically a second set of filters is necessary to rotate them out for cleaning while maintaining operations. With the Water Wash technology, the investment in a second set of filters is no longer needed, accelerating the payback time.
- In case of cooking fire, the safety is also greatly improved by reducing the fire propagation risk to the exhaust plenum thanks to the deflectors in front of the filters and by opening the water valves on external alarm signal or automatically with Halton FireWatch technology.
- Better hygiene as the filters are kept clean.

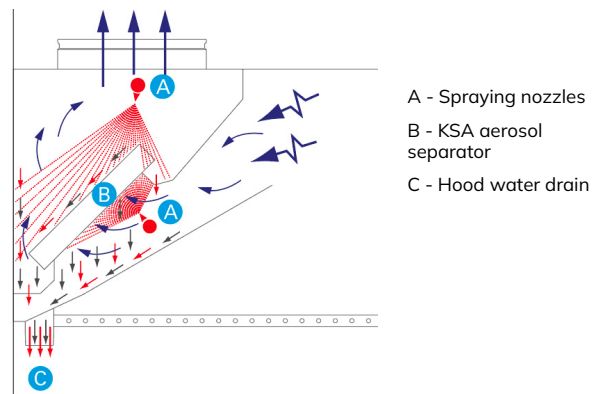
How does it work?

The exhaust plenums of the Water Wash hoods and ceilings are watertight and sealed. They have manifold that house spraying nozzles specifically designed to quickly and efficiently clean the grease filters. Each manifold is connected to a control cabinet that manages the washing cycles without any outside intervention.

The system can be manually overridden, when required. A typical washing cycle is programmed in three phases:

- The washing phase (during which the detergent is mixed with the hot water)
- The soaking time or reaction time needed for the detergent to efficiently dissolve the grease deposits
- The rinsing phase removes the grease and the excess detergent

The washing cycles are ideally carried out right after an operating period, while the grease is still warm and easier to remove. The time period between cleaning cycles should not exceed one week. The ideal scenario is to carry out the cleaning process once a day, which reduces the spraying time required for a thorough cleaning.



Halton Skyline

◦ Culinary and Human Centric light



Halton Skyline is the first LED lighting technology specifically developed for the needs of commercial kitchens, starting with staff's comfort. The light it provides is the closest possible to natural light thus offering many tangible benefits.

How does it work?

Halton Skyline is based on the use of two types of light sources, both equipped with the latest generation of highly efficient LEDs.

A broad beam spot (4000K - CRI of 83) - It is designed to provide a uniform and bright general lighting. For the most advanced Human Centric version, it is equipped with two sets of LEDs to make the color temperature varying from 2200 to 6500K. This enables creating daylight-similar sequences to offer lighting conditions that are Circadian rhythm-friendly, with

recognized biological and psychological benefits for the staff.

A focussed beam spot (2800K - CRI of 95) - It is used to further improve the lighting level and the color render of the food in strategic locations, above cutting machines or griddles for instance, or even the plating presentation area.

Halton Capture Jet™ hoods' light fittings are equipped with Halton Skyline broad beam spots (4000K colour temperature).

Benefits

- Very good illuminance levels and uniform light, with a good balance between the direct and diffuse components.
- Remarkably respects the natural food color and texture.
- Improved safety and best visual comfort, without alteration over time.
- Consumes up to 2,8 times less than fluorescent tubes while having a luminous efficacy of 120 lm/W.
- 50,000 hours lifetime for both the LEDs and the drivers.
- Saves the replacement of up to 125% of the fluorescent tubes, adding significant maintenance savings to the energy savings.

Integrated in Halton's suspended metal ceilings or thanks to standalone modules, Halton Skyline can be extended to the whole kitchen and beyond. It then opens the way to the most advanced and Human Centric lighting global solution.





Halton Connect®

◦ Advanced IoT platform for commercial kitchens



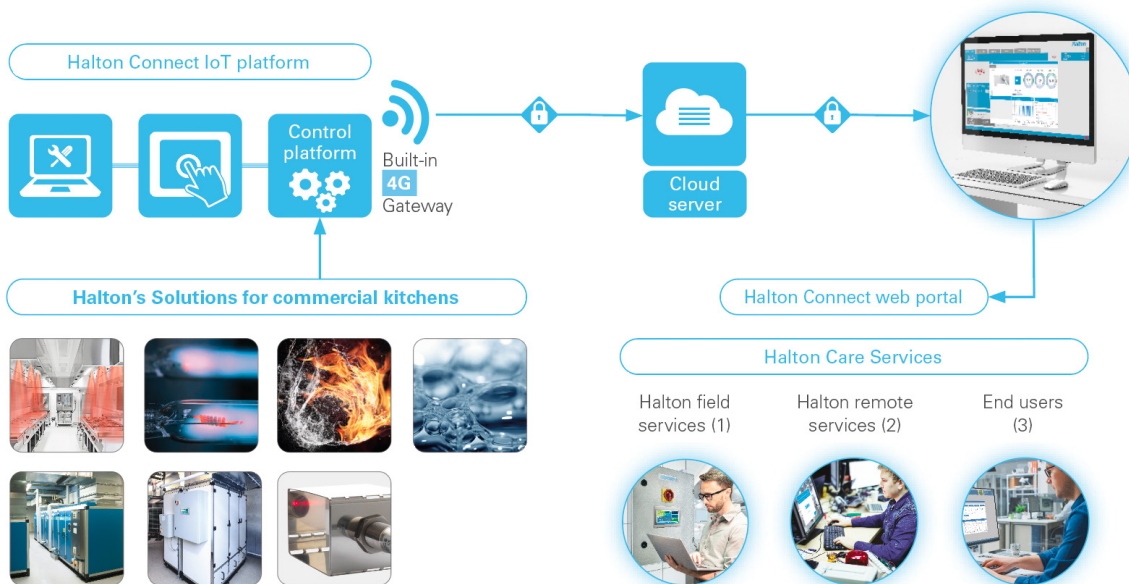
Halton Connect is a state-of-the-art IoT (Internet of Things) platform whose core is an advanced cloud-based portal. It enables 24/7 remote monitoring of the solutions designed by Halton, allowing access to useful information along with powerful data analytics.

Halton Connect enables Halton Care smart services. They directly contribute to the Highest value of ownership and peace of mind for the business owners.

Benefits

- 24/7 monitoring of Halton's technologies and solutions.

- Access to Halton Connect cloud-based and intuitive web portal included during the warranty period. It provides detailed information about all Halton's connected technologies and solutions.
- Automatic systems' faults notification and editing of simplified automated analytics reports.
- Option for advanced automated data analytics reports (energy savings, water savings, cooking appliances usage depending on the connected technologies etc.).
- Allows deeper analysis by our engineers in order to optimize set points or adjust the equipment utilization. The systems' efficiency can then be kept at design level or even improved during the entire kitchen(s) life cycle.
- Secure as designed to operate as a fully independent system in your building.
- Enables a predictive maintenance based on the data analytics of the systems. Visits are planned depending on the real needs and replacement parts use is optimized.
- Lowest risk of ventilation down time due to a wrong manipulation or equipment fault.
- Option for Software maintenance and update of Halton Connect.



(1) Commissioning, maintenance, call centres, audits etc (2) Troubleshooting, systems optimisation, diagnostic etc (3) Business owners, supervisory, facility management staff etc



Halton Care (option)

◦ Smart services for commercial kitchens



Halton Care is a Premium Services offer, supported by our qualified field service teams and partners, and whose core is Halton Connect®. They directly contribute to the lowest total cost of ownership and peace of mind.

Halton Care Smart services for which benefits?

Services are often viewed as an expense. And yet, when ventilation and Indoor Environment Quality (IEQ) technologies are neglected, operating issues are sure to increase, costing even more, especially for commercial kitchens.

With Halton Care smart services, Halton solutions are maintained properly with savings on many aspects of kitchens operating, thus reducing the cost overall!

- Reduced energy and spare parts use.
- Reduced cleaning costs.
- Prevent hidden and irreversible damage of equipment.
- Reduce sick leaves of the staff.
- Eliminate complaints from the neighbourhood.
- No lost revenue due to down time.
- Increase hygiene and reduce fire risks etc.

Halton Connect web portal provides our service teams and engineers vital information enabling smart predictive maintenance. They can even optimize the operation of your systems by adjusting setting points or providing

recommendations to the kitchen staff such as equipment utilisation for even more benefits:

- Additional reduction of the energy and spare parts use.
- Visits are planned depending on the real needs and replacement parts use is optimized.
- Better view on the competitiveness through predictive costing.

Who better than Halton for Halton products?

Our service teams have close relationships with the end users, our R&D engineers as well as our manufacturing and installation teams. This intimacy enables Halton to continually improve our solutions and technologies to make them more efficient but also user and maintenance-friendly.

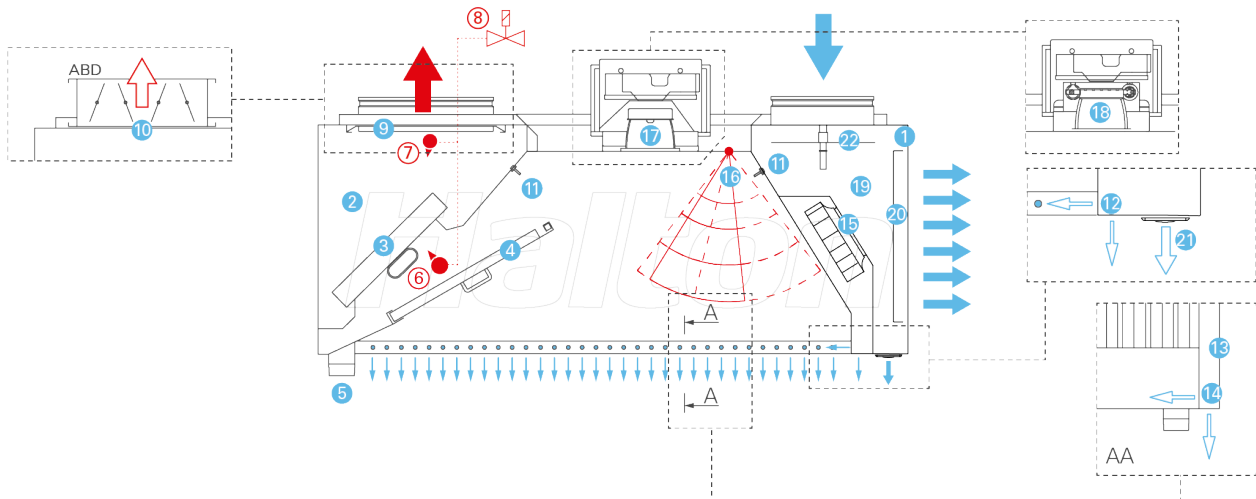
Less onsite interventions also means less human contact on site



Halton Care smart services enables fixing most of the system faults reported remotely, by a simple call to advise the kitchen team what actions to take or by upgrading the controllers' settings or software.

All that remains are interventions for consumables and other spares replacement and general maintenance. Peace of mind at all respects.

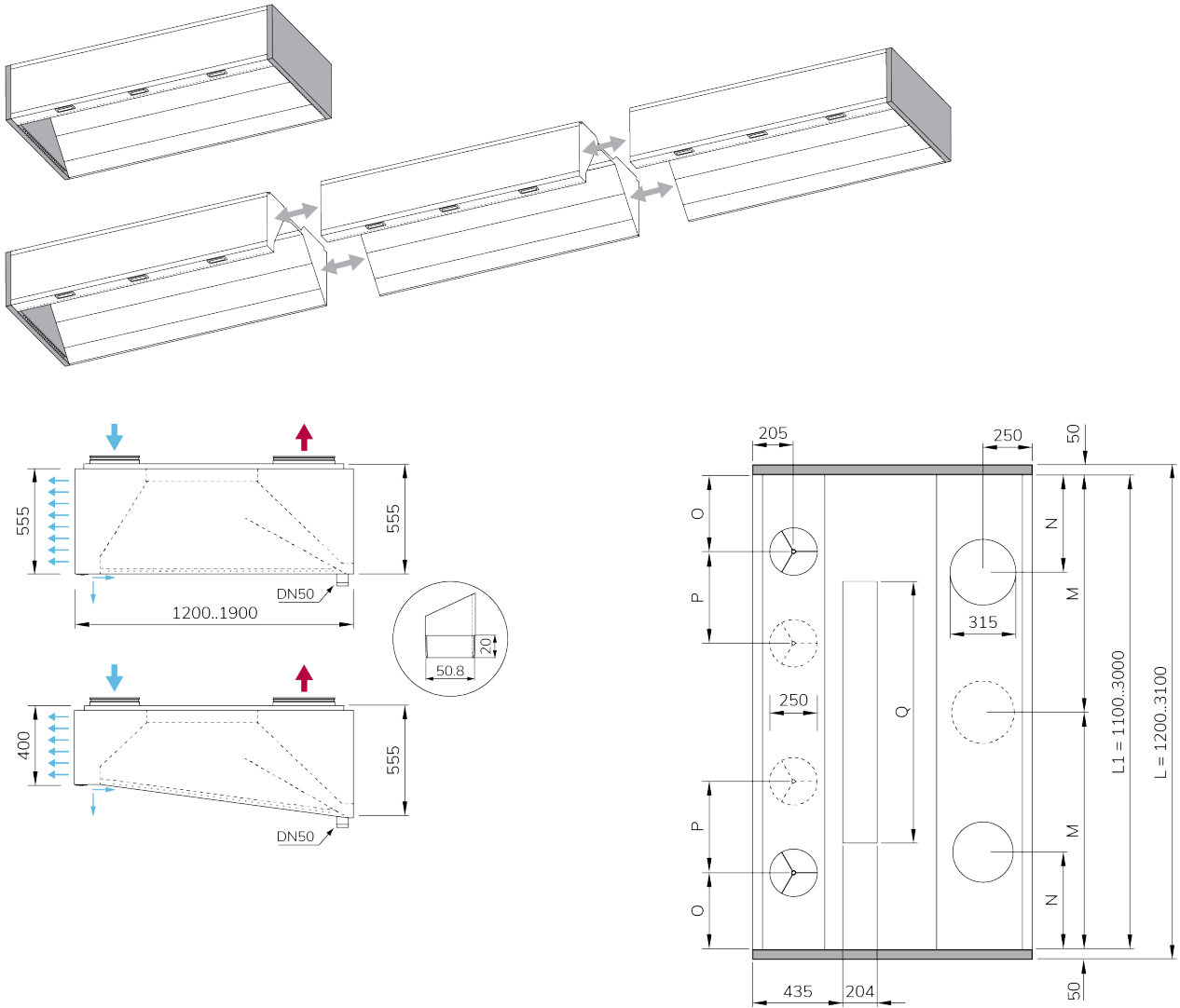
Construction









- | | |
|---|--|
| 1. Visible outer envelope in stainless steel AISI 304 (1,0 mm). | 12. Front Capture Jet™ nozzles. |
| 2. Exhaust plenum fully constructed of stainless steel AISI 304 (1,2 mm). | 13. Double skin sides. |
| 3. KSA aerosol separators. | 14. Side Capture Jet™ nozzles. |
| 4. Removable deflectors. | 15. Integrated Capture Jet™ fan. |
| 5. Water drain threaded pipe (DN50). | 16. Halton Thermal Imaging sensor (used for the optional M.A.R.V.E.L. or FireWatch technologies). |
| 6. Stainless steel manifold equipped with plastic spraying nozzles, removable without tool, supplied with hot water (filters cleaning). | 17. Halton Skyline LED culinary LED light fitting integrated on a flush-mounted access hatch. Systems' control module installed on top of the light fitting. |
| 7. [Option] Additional stainless steel manifold equipped with plastic spraying nozzles, removable without tool, supplied with hot water (exhaust plenum cleaning). | 18. As an option, Halton Skyline LED spots integrated on a full width and flush-mounted light beam(s). |
| 8. Solenoid valve(s) controlled (either directly or via the controllers' network) by one of the control cabinets in the CCW range. | 19. Makeup air plenum. |
| 9. Exhaust connection(s) and sliding damper(s). | 20. Perforated front face with honeycomb structure for a low velocity makeup air. |
| 10. When the kitchen is equipped with M.A.R.V.E.L. airflow and energy optimization technology (MRV), the sliding damper is replaced by ABD automated balancing slim damper. | 21. Personal supply air nozzles. |
| 11. T.A.B.™ (Testing And Balancing) pressure port(s) for quick airflow calculation during ductwork balancing operations. | 22. Supply air connection and adjustment damper (type MSM). |

M.A.R.V.E.L. ready option: To allow for later installation of M.A.R.V.E.L. airflow and energy optimization, each hood can be equipped only with its ABD slim automated balancing damper, which is typically very difficult to install afterward.



Dimensions




[mm]	1x 	2x 	3x 	2x 	4x 	
L	M	N	M, N	O	O, P	Q
1200	L1/2	-	-	450	-	752
1600	L1/2	325	-	450	-	1320
2100	L1/2	450	-	450	450, 500	1320
2600	-	450	L1/2, 450	450	450, 500	1320
3100	-	450	L1/2, 450	-	450, 500	1320


- Above 3100 mm, hoods are an assembly of separate sections to make transportation and site handling easier.
- Number of connections to be determined based on the sections length and on the calculation of the airflow rates (depending on the cooking appliances).
- Rectangular connections on request.

halton.com



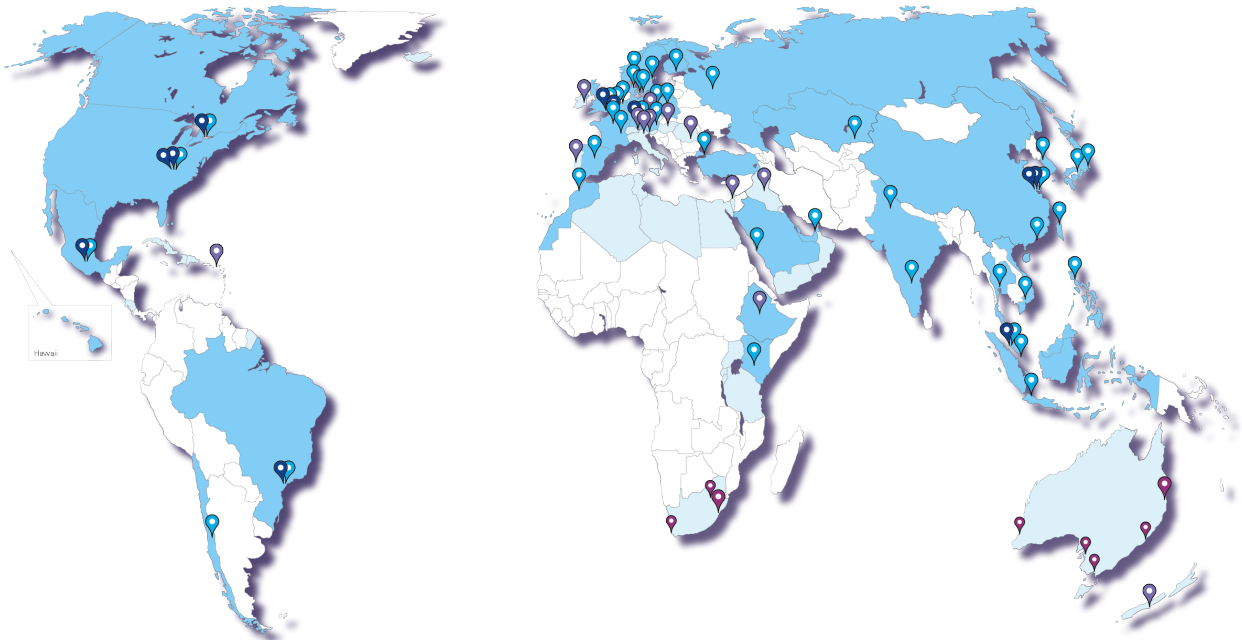
Halton Manufacturing and Sales Facilities in the world

 Sales and service centers

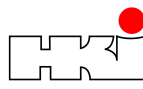
 Representatives

 Factories

 Manufacturing licences



Halton Foodservice partnerships



Halton has a policy of continuous product development, therefore we reserve the right to modify design and specifications without notice. For more information, please contact your nearest Halton agency. All rights reserved. No part of this publication may be reproduced, distributed, or transmitted in any form or by any means, including photocopying, recording, or other electronic or mechanical methods, without the prior written permission of the publisher, except in the case of brief quotations embodied in critical reviews and certain other non commercial uses permitted by copyright law.