


# Halton ASC

Universal Grille

20/ASC/3500/0606/EN



- Window sill installations, fan coil applications
- Air supply, also suitable for exhaust
- Fixed vanes, stable throw pattern without deflection or with vertical 15° deflection
- Aluminium design with elegant appearance
- Detachable grille allows cleaning of the grille and ductwork

## Product Models & Accessories

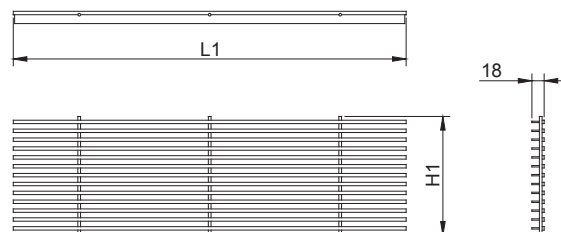

- Model without frame
- Model with access door
- Installation frame

## MATERIAL AND FINISHING

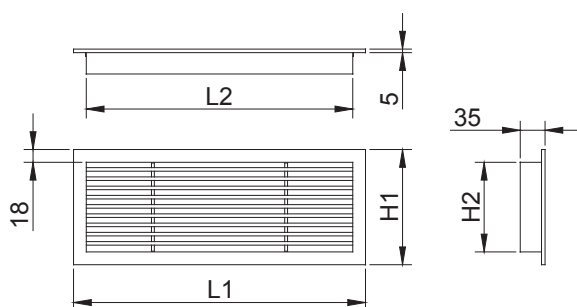
PART	MATERIAL	FINISHING	NOTE
Frame	Aluminium	Anodised, Polyester-painted, White RAL 9010 50% gloss	Special colours available Epoxy-painting (100 %) available
Vanes	Aluminium	Anodised, Polyester-painted, White RAL 9010 50% gloss	Special colours available Epoxy-painting (100 %) available
Installation frame	Galvanised steel		

## ACCESSORIES

ACCESSORY	CODE	DESCRIPTION
Installation frame	IF	For installation of the grille
Concealed screw fastening	CC	For model with frame and for installations with IF frame



## DIMENSIONS



### Model ASC with frame

LxH	L1	L2	H1	H2
600x100	612	576	112	76
600x150	612	576	162	126
800x100	812	776	112	76
800x150	812	776	162	126
1000x100	1012	976	112	76
1000x150	1012	976	162	126
1200x100	1212	1176	112	76
1200x150	1212	1176	162	126

The free area of the ASC grille is 65 %.

### Model ASC without frame

LxH	L1	H1
600x100	598	98
600x150	598	148
800x100	798	98
800x150	798	148
1000x100	998	98
1000x150	998	148
1200x100	1198	98
1200x150	1198	148

### Special dimensions

In addition to these standard sizes, other dimensions are available on special order. The maximum nominal size is 1200x150 mm.

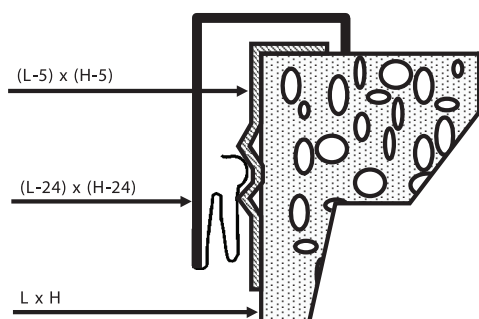
## PRODUCT MODELS AND ACCESSORIES

PRODUCT MODEL	CODE	DESCRIPTION
Model without frame	ASC/U AD=N FR=N	Straight air supply
Model without frame	ASC/E AD=N FR=N	Air supply with a 15° angle
Model without frame with access door	ASC/U AD=Y FR=N	Straight air supply, access to the fan coil controls
Model without frame with access door	ASC/E AD=Y FR=N	Air supply with a 15° angle, access to the fan coil controls
Model with frame with access door	ASC/U AD=Y FR=Y	Straight air supply, access to the fan coil controls
Model with frame with access door	ASC/E AD=Y FR=Y	Air supply with a 15° angle, access to the fan coil controls

## Installation

For models with a frame, the grille is connected directly to the duct using the IF installation frame.

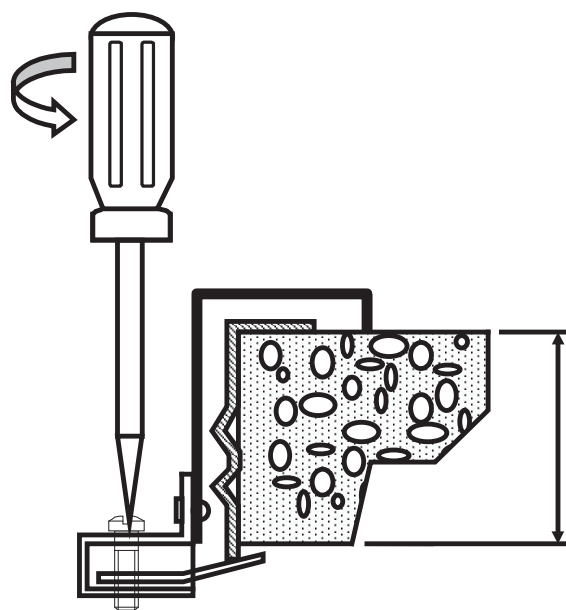
### Clips fastening (standard)



For models with a frame, the grilles are supplied with a clips fastening as standard.

Clips fastening is used with an installation frame.

### Concealed screw fastening



For models with a frame, concealed screw fastening is possible when the grille is installed with an installation frame (IF).

Visible screw fastening is not possible due to the reduced width of the frame (18 mm).

The size of the installation hole is L-5 x H-5 when a model with a frame is installed with an installation frame.

The size of the installation hole is L x H for a model without a frame.

## Servicing

Remove the grille by pulling gently on the grille from the outer frame, and clean the parts by wiping them with a damp cloth.

Push the grille back into place so that the clips lock (or fix in place by tightening the concealed screws).

## Suggested Specifications

The grille shall have horizontal fixed vanes without deflection or with deflection at a 15° angle. These are to be anodised or polyester-painted with a white (RAL 9010) colour as standard.

### Option 1

The grille shall have an access door to provide access to the control of the fan coil, with an 18-mm-wide flat frame or without a frame.

### Option 2

The grille shall be constructed without a frame.

It shall be possible to remove the grille to provide access to the fan coil.

## Product Code

ASC/S-LH

S = Model (vane angle)

U Vane angle 0°

E Vane angle 15°

L = Length

600,+1,...,1200

H = Height

100,150

Specifics and accessories

AD = Access door (Y/N)

Y Yes

N No

FR = Frame option (Y/N)

Y Yes

N No

FS = Fastening

CL Clips

CC Concealed screw fastening

NA Not assigned

FI = Finishing

AN Anodised

PN Painted

CO = Colour

W White

X Special colour

N No painting

Code example

ASC/U-600-100, AD=N,FR=N,FS=NA,FI=AN,CO=N