

Halton TVC

Transfer Grille

20/TVC/3500/1008/EN





- Transfer grille for partition wall and door installations
- Adjustable casing depth adapts to the thickness of the wall/door
- Large free area, minimal pressure drop
- No visibility through the transfer grille

Accessories

- Opposite grille for installation depths 25...50 mm

MATERIAL AND FINISHING

PART	MATERIAL	FINISHING	NOTE
Frame	Aluminium	Anodised Polyester-painted / White RAL 9010, 50% gloss Mill finished	Special colours available
Vanes	Aluminium	Anodised Polyester-painted / White RAL 9010, 50% gloss Mill finished	Special colours available
Opposite grille	Aluminium		Accessory



Function

Air moves to adjoining rooms through the transfer grille due to pressure difference.

The transfer unit does not permit vision from room to room.

ACCESSORIES

ACCESSORY	CODE	DESCRIPTION
Opposite grille	OF	Used in installation depths 25...50 mm

Installation

TVC transfer grilles are screwed (1) either to the wall or door, on both sides (2 x TVC, if required).

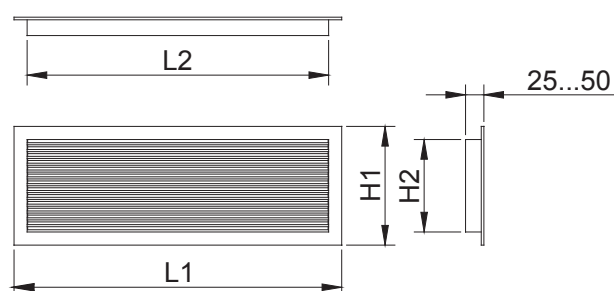
If necessary, a rectangular duct can be installed between the grilles.

The TVC transfer grille can also be used together with an OF opposite grille accessory as a complete transfer unit for 25 to 50 mm thick doors or partition walls.

Both the TVC grille and OF opposite grille are screwed to the wall or door.

For the size of the installation hole, see Dimensions (L-10)x(H-10).

DIMENSIONS



LxH	L1	L2	H1	H2
200x100	226	176	126	76
300x100	326	276	126	76
300x150	326	276	176	126
300x200	326	276	226	176
400x200	426	376	226	176
400x300	426	376	326	276
500x200	526	476	226	176
500x300	526	476	326	276
600x200	626	576	226	176
600x300	626	576	326	276
600x400	626	576	426	376

In addition to these standard sizes, other dimensions can be specially ordered.

The maximum dimensions are 1000x600 mm.

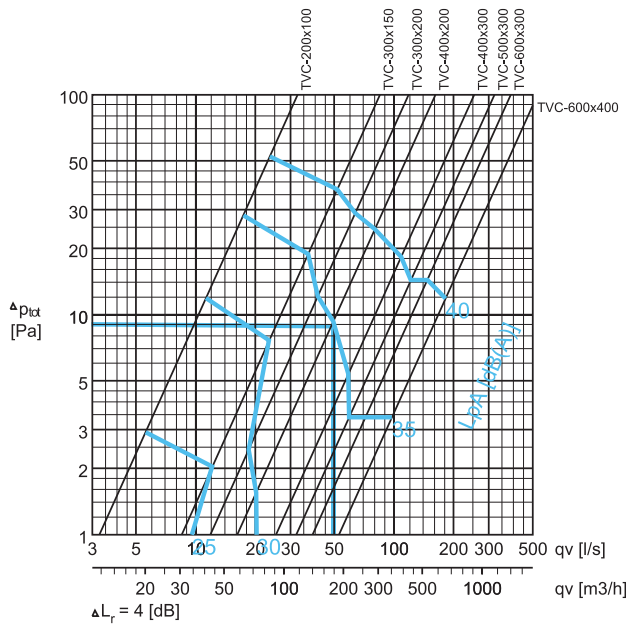
Dimensions for installation holes are (L-10)x(H-10).

SOUND LEVEL DATA

	qv		ΔP_{st} (Pa)	ΔP_{tot} (Pa)	F (Hz)						LpA [dB(A)]	NR	NC
	(l/s)	(m ³ /h)			125	250	500	1000	2000	4000			
200X100	10	36	1,0	9	37	40	27	17	15	9	29	26	18
	14	50	1,5	20	40	42	34	27	23	17	33	30	
	19	68	2,0	35	42	43	40	34	29	24	35	32	24
	24	86	2,5	54	43	44	44	39	33	28	40	36	29
	29	104	3,0	77	44	45	47	43	36	32	44	39	34
300x150	25	90	1,0	9	41	44	31	21	19	12	32	30	18
	38	137	1,5	20	43	46	38	30	26	21	36	32	
	50	180	2,0	35	45	47	43	37	32	27	40	35	24
	63	227	2,5	54	47	48	47	42	36	32	44	40	29
	75	270	3,0	77	48	48	50	47	40	36	47	43	34
300X200	35	126	1,0	9	42	45	32	22	20	13	34	32	18
	52	187	1,5	20	45	47	39	32	28	22	37	33	23
	70	252	2,0	35	46	48	4	38	33	28	42	37	
	87	313	2,5	54	48	49	48	44	38	33	45	41	29
	105	378	3,0	77	49	50	52	48	41	37	49	44	34
400X200	48	173	1,0	9	43	46	33	23	21	15	35	33	18
	71	256	1,5	20	46	48	41	33	29	23	39	35	
	95	342	2,0	35	48	49	46	40	35	30	42	39	23
	119	428	2,5	54	49	50	50	45	39	35	46	42	29
	143	515	3,0	77	50	51	53	49	42	38	50	45	34
400X300	75	270	1,0	9	45	48	35	25	23	16	37	35	17
	112	403	1,5	20	48	50	42	35	31	25	40	37	23
	149	536	2,0	35	49	51	47	41	36	31	44	40	
	187	673	2,5	54	51	52	51	47	41	36	48	44	29
	224	806	3,0	77	52	53	55	51	44	40	51	47	34
500X300	95	342	1,0	9	47	50	37	27	25	18	39	37	18
	142	511	1,5	20	49	52	44	36	32	27	42	38	23
	189	680	2,0	35	51	53	49	43	38	33	46	42	
	236	850	2,5	54	53	54	53	48	42	38	50	46	29
	284	1022	3,0	77	54	54	56	53	46	42	53	49	34
600X300	114	410	1,0	9	47	50	37	27	25	18	39	37	19
	172	619	1,5	20	49	52	44	36	32	27	42	38	24
	229	824	2,0	35	51	53	49	43	38	33	46	42	
	286	1030	2,5	54	53	54	53	48	42	38	50	46	29
	343	1235	3,0	77	54	54	56	53	46	42	53	49	34
1000x150	156	562	1,0	9	48	51	38	28	26	19	40	38	18
	234	842	1,5	20	51	53	45	38	34	28	43	40	
	312	1123	2,0	35	52	54	50	44	39	34	46	43	24
	390	1404	2,5	54	54	55	54	50	44	39	51	47	29
	468	1685	3,0	77	55	56	58	54	47	43	54	50	35

LpA values presented with room attenuation 4 dB (red 10m² - sab). When using room attenuation 8 dB (red 25m² - sab): LpA - 4dB.
NR/NC noise criteria

Pressure drop and sound data



Selection example :

Requirements : $qv = 50 \text{ l/s}$
 $LpA \leq 35 \text{ dB(A)}$

Selection : TVC-400x200
 $LpA < 31 \text{ dB(A)}$
 $\Delta P_{tot} = 10 \text{ Pa}$

Servicing

Detach the grille for cleaning.

Wipe the grille with a damp cloth instead of immersing in water.

Suggested Specifications

The transfer grille shall consist of a frame with V-shaped vanes and opposite side closure.

The transfer unit shall be manufactured from profiled aluminium with a white (RAL 9010) colour. The depth of the casing shall be adjustable (25 to 50mm) according to the thickness of the door or partition wall.

Product Code

TVC-W-H

W = Width
 200,+50,...,800

H = Height
 100,+50,...,400

Specifics and accessories

FI = Finishing
 AN Anodised
 PN Painted
 MF Mill finished

CO = Colour
 W White
 X Special colour
 N No painting

AC = Accessories
 OF Opposite frame

Code example

TVC-200-100, FI=AN,CO=N