

KVM EXTRACTION CANOPY

For non-grease applications



APPLICATIONS

The Halton Marine KVM canopies that are manufactured according to USPHS guidelines. The KVM extraction canopies are used to capture and remove steam and heat resulting e.g. of the industrial dishwashers and bain-maries. The KVM canopies are the choice when grease filtration is not required.

MATERIALS

PART	MATERIAL	NOTE
Main body	Stainless steel EN 1.4301 (AISI304)*	Available as an option: EN 1.4404 (AISI316L)
Light fixture	Painted steel	-
Cables	Halogen free	-

* Thickness 1,25 mm

KVM CONSTRUCTION

The parts of the KVM canopy are manufactured from polished stainless steel EN 1.4301 (AISI304). The joints on the lower edge of the canopy are fully welded.

CONNECTIONS

Amount, location and sizes of exhaust connections are defined by the customer. Both square and circular connections in various sizes can be done. Connection includes a net hatch.

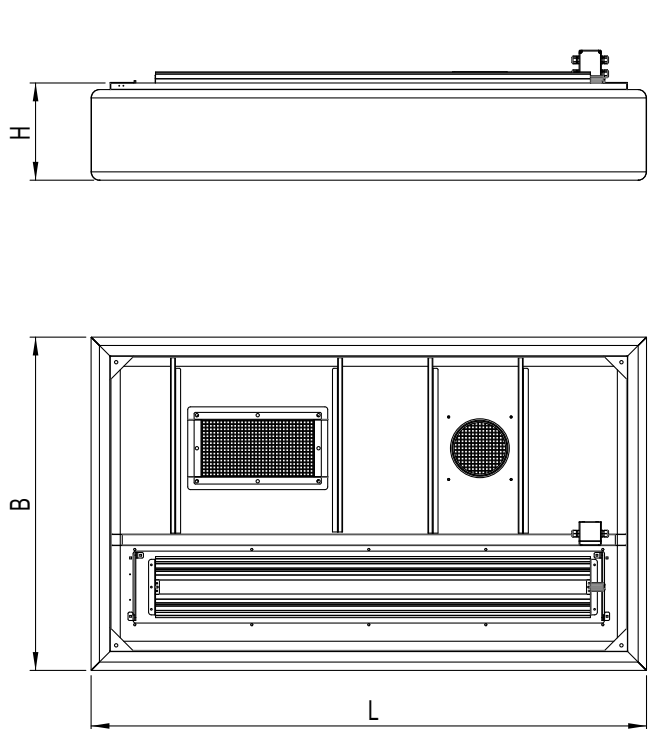
KVM PRODUCT OPTIONS

- Material EN 1.4404 (AISI 316L)
- Special light fixtures according to customers needs
- DSH droplet separator in a ductwork
- Supply air plenum

FEATURES

- High level of hygiene facilitated
- Supplied as standard with lighting
- Stainless steel, welded construction
- The design follows USPHS guidelines

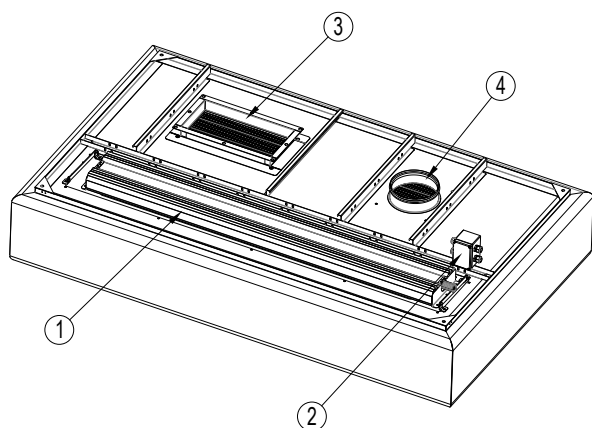
GENERAL KVM DRAWINGS



KVM DIMENSIONS (mm)	
L	600...3000
B	1100-1900
H	150...600
V	Max 50

The dimensions presented above are for modular sections only. Larger canopies are assembled using a combination of separate module vane, which makes transportation and on-site handling easier.

KVM PARTS



PARTS: 1 Lighting fixture, 2 Lighting fixture power supply junction box, 3 Eurovent-collar with flange, Lcollar available as an option, 4 Round duct connection, available as an option

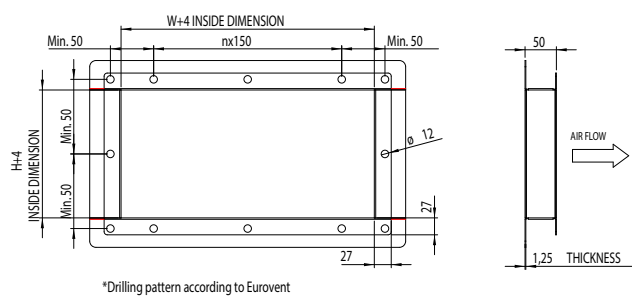
WEIGHTS

KVM CANOPIES (KG)

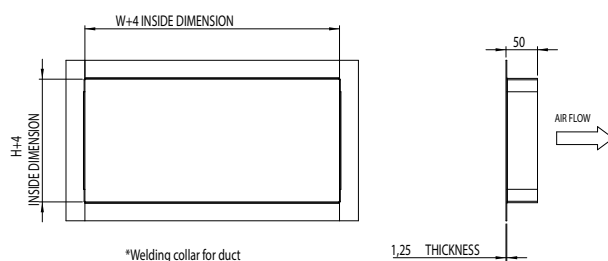
B/L	1000	1500	2000	2500	3000
1000	32	40	49	57	66
1500	40	51	62	73	84
2000	49	62	75	89	102

The above table represents an indication of different size of KVM canopies. Height of the canopy is 300 mm.

EUROVENT-COLLAR WITH FLANGE

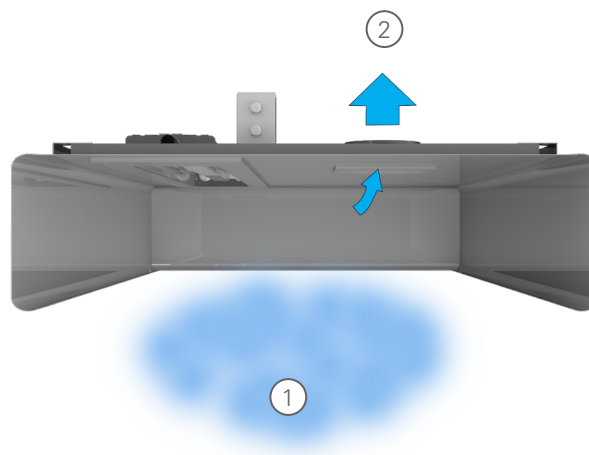


WELDED L-COLLAR



KVM FUNCTION

1. Contaminated air and heat rises from the cooking appliances.
2. Exhaust air.

**SUGGESTED SPECIFICATIONS**

The galley steam canopies shall be constructed from stainless steel EN 1.4301 (AISI304), material thickness 1,25 mm. The galley canopies shall be supplied complete with outer casing / main body, light fitting and exhaust collar with net hatch. The manufacture of canopies shall be controlled by ISO 3834-2:2005, ISO 9001, 14001 and OHSAS 18001 standards. The design of canopies shall follow USPHS guidelines.

OUTER CASING / MAIN BODY

Outer casing panels shall be constructed of stainless steel sheet EN 1.4301 (AISI304) with a polished finish. Each joint shall be welded. The joint of the edges shall be fully welded.

SPIGOT CONNECTIONS

The spigot connections for exhaust air shall be constructed from stainless steel EN 1.4301 (AISI304) and shall be supplied with a net hatch.

LIGHT FIXTURES

Each canopy shall be delivered with LED light fixtures providing approx. an average illuminance of 500 lux at the work surfaces of the cooking appliances.

The light fixtures shall be suitable for a single-phase 230-VAC power supply and shall be manufactured to be of protection class IP67.

The ballast and capacitor shall be located within the light frame. The core electric cables connecting the light fixture to the junction box shall be provided. The light fixture shall be installed on a maintenance hatch, allowing access to the canopy roof.

LED LIGHT FIXTURE SIZES

HOOD DIMENSION	LENGTH	WIDTH
L < 1250 mm, 1x28 W	720 mm	175 mm
L ≥ 1250 mm, < 2000 mm, 1x42 W	1020 mm	175 mm
L ≥ 2000 mm, 1x69 W	1620 mm	175 mm

MAINTENANCE HATCH

Each canopy shall be provided with a maintenance hatch made of stainless steel EN 1.4301 (AISI304) with a shock-resistant plastic window. The heat tolerance of the window shall be up to +115 °C. The hatch shall be easily opened and closed.

