


UPT

Unipoint - Services Distribution Unit with Internal Services Included

UPT/1303/UK



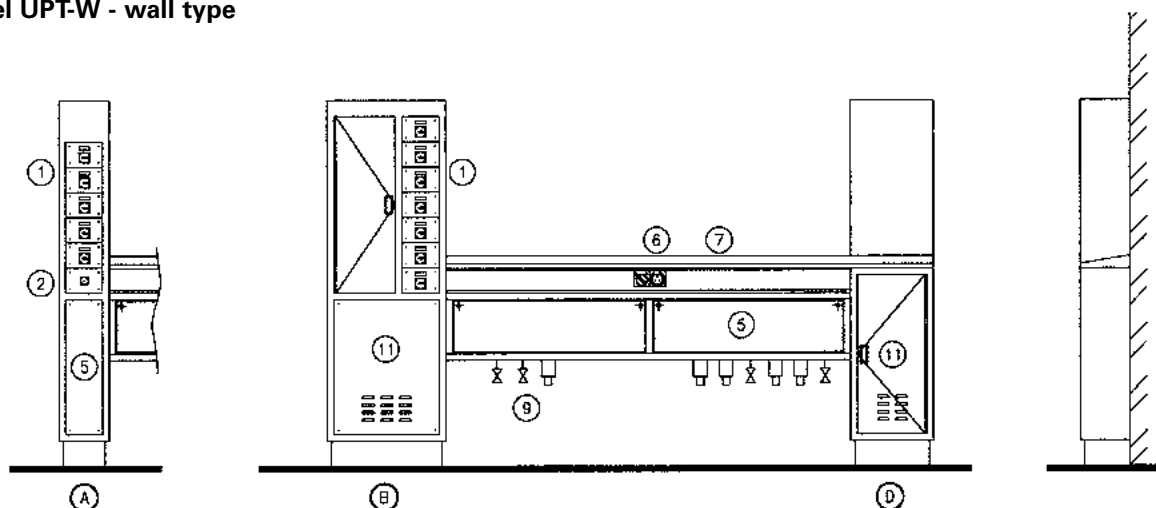
- Custom made to suit each application
- Available as either a wall-type unit (UPT-W) or island-type (UPT-I)
- All internal pipework and technical services pre-assembled and tested off site. Fabrication only, can be provided if required.
- Co-ordinated interface with ventilation products
- Fully accessible for easy cleaning and maintenance
- Total segregation of M & E services
- A wide range of optional extras
- More versatility and serviceability than conventional methods
- 'Inbuilt' flexibility allowing ease of additions/changes
- Dedicated and or multi-serviced risers to suit each application

Custom-made. Full range of models. Internal services included.

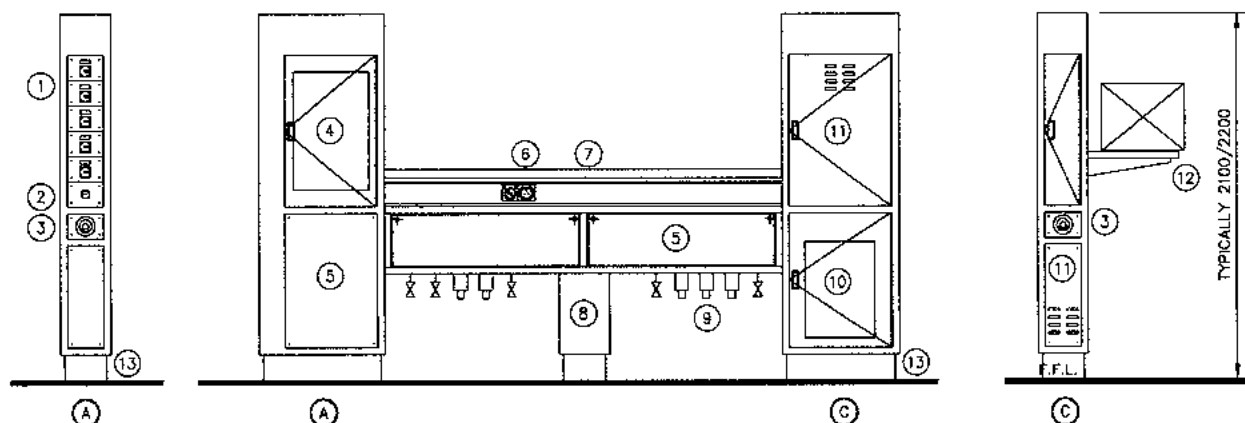
Application

Developed for the use in commercial kitchens, the Unipoint range of SDUs provides an efficient and economical layout. Pre-assembled off site with all internal services, the Unipoint eliminates the co-ordination of other trades allowing minimal preparatory work in bringing mains services to a 'singlepoint' of connection for final 'hook up'.

Model UPT-W - wall type



Model UPT-I - island type



Unipoint Options

- | | |
|---|--|
| 1. Rotary Isolators | 10. Fire Suppression System (optional) |
| 2. Emergency Fuel Shut off (optional) | 11. Ventilated Access Panels/Doors |
| 3. Fire Suppression System (optional) | 12. Cantilever Equipment Supports |
| 4. Electrical Distribution Board (optional) | 13. Telescopic Plinths |
| 5. Access Panels/Doors | |
| 6. Switched Socket Outlets (optional) | A. High Level Electrical Riser |
| 7. Conceal Fixed Sloping Lid | B. High Level Combined Elec/Mech Riser |
| 8. Pedestal Leg | C. High Level Mechanical Riser |
| 9. Outgoing Services (refer for options) | D. Low Level Mechanical Riser |

Consultant Specification

Services Distribution Unit Model Unipoint_____ having overall dimensions of _____x 300 x 1250/ height to suit ventilation hood/false or ventilated ceiling (Delete as required) Unit manufactured from 1.2mm thick (18g) stainless steel, fully formed, folded and welded construction.

Unit comprising:

Electrical riser complete with range of rotary type isolators and electrical distribution board (Delete as required)

Mechanical riser - complete with side hinged door for access to valved services.

Combined elec/mech riser complete with range of rotary type isolators and electrical distribution board (Delete as required) and side hinged door for access to valved services. Services to be fully segregated throughout.

Horizontal Raceway complete with lift off access panels (mechanical section) and conceal-fixed removable sloping profile lid (elec section) Services fully segregated with all services being mechanically sealed.

Total assembly mounted on telescopic plinths to accommodate floor conditions.

Unit to be fitted out with range of services to suit cooking equipment layout terminating on the underside of the horizontal Raceway with 1/4 turn isolating valves and or waterproof plug and socket sets. All services to be designed and installed to latest codes/regulations. Refer to 'Modifications & Options' for full listing of available optional extras.

Modifications & Options

- Incorporation of integrated Water Wash Control Panel
- Incorporation of integrated Ecology Unit Control Panel
- Incorporation of integrated Fire Suppression Control Panel
- Incorporation of integrated Electrical Distribution Panel
- Gas Solenoid Valve
- Fuel Shut off Facility
- Cantilever Shelf Supports for High-Level Equipment
- Ventilation Hood Lighting Control
- Catering Equipment Flexible Hoses/quick release assemblies
- Water Taps
- 2 - level Bumper rails
- Combined electrical/mechanical risers
- General Purpose Switched Socket outlets

Services Options

Electric

Gas

Cold Water

Hot Water (flow & return)

Steam

Condensate

Individual system requirements

Electrical Services

Distribution Board – AMPS
Single Phase Socket Outlets
Three Phase Socket Outlets
Switched Socket Outlets
Emergency Knock Off
Specialist Items

Gas Services

Solonoid Valve
15 mm Connection
20 mm Connection
25 mm Connection
32 mm Connection

Water Services

15 mm CONN CWS
22 mm CONN CWS
25 mm CONN CWS
15 mm CONN MWS
22 mm CONN HWS
25 mm CONN HWS
15 mm CONN HWS
22 mm CONN HWS
25 mm CONN HWS

Notes



www.halton.com/foodservice

France

Halton SAS
ZoneTechnoparc Futura
CS 80102
62402 Béthune Cedex
Tel. +33 (0)1 80 51 64 00
Fax +33 (0)3 21 64 55 10
foodservice@halton.fr
www.halton.fr

Germany

Halton Foodservice GmbH
Tiroler Str. 60
83242 Reit im Winkl
Tel. +49 8640 8080
Fax +49 8640 80888
info.de@halton.com
www.halton.de

USA

Halton Co.
101 Industrial Drive
Scottsville, KY 42164
Tel. +1 270 2375600
Fax + 1 270 2375700
info@haltoncompany.com
www.haltoncompany.com

Asia Pacific

Halton Group Asia Sdn Bhd
PT 26064
Persiaran Teknologi Subang
Subang Hi-Tech Industrial Park
47500 Subang Jaya,
Selangor Malaysia
Tel. +60 3 5622 8800
Fax +60 3 5622 8888
sales@halton.com.my
www.halton.com

United Kingdom

Halton Foodservice Ltd
11 Laker Road
Airport Industrial Estate
Rochester, Kent ME1 3QX
Tel. +44 1634 666 111
Fax +44 1634 666 333
foodservice@halton.co.uk
www.halton.co.uk

Japan

Halton Co. Ltd.
Hatagaya ART-II 2F
1-20-11 Hatagaya
Shibuya-ku
Tokyo 151-0072
Tel.+ 81 3 6804 7297
Fax + 81 3 6804 7298
salestech.jp@halton.com
www.halton.jp

Canada

Halton Indoor Climate
Systems, Ltd.
1021 Brevik Place
Mississauga, Ontario
L4W 3R7
Tel. + 905 624 0301
Fax + 905 624 5547
info@haltoncanada.com
www.haltoncanada.com

Middle-East

Halton Middle-East FZE
Jebel Ali Free Zone
Office/Warehouse S3B3WH08
P.O. Box 18116
Dubai
United Arab Emirates
Tel. + 971 (0)4 813 8900
Fax + 971 (0)4 813 8901
sales@halton.ae
www.halton.com

The company has a policy of continuous product development, therefore we reserve the right to modify design and specifications without notice. For more information, please contact your nearest Halton agency. To find it: www.halton.com/locations