


Halton HDF – Exhaust grille with filter



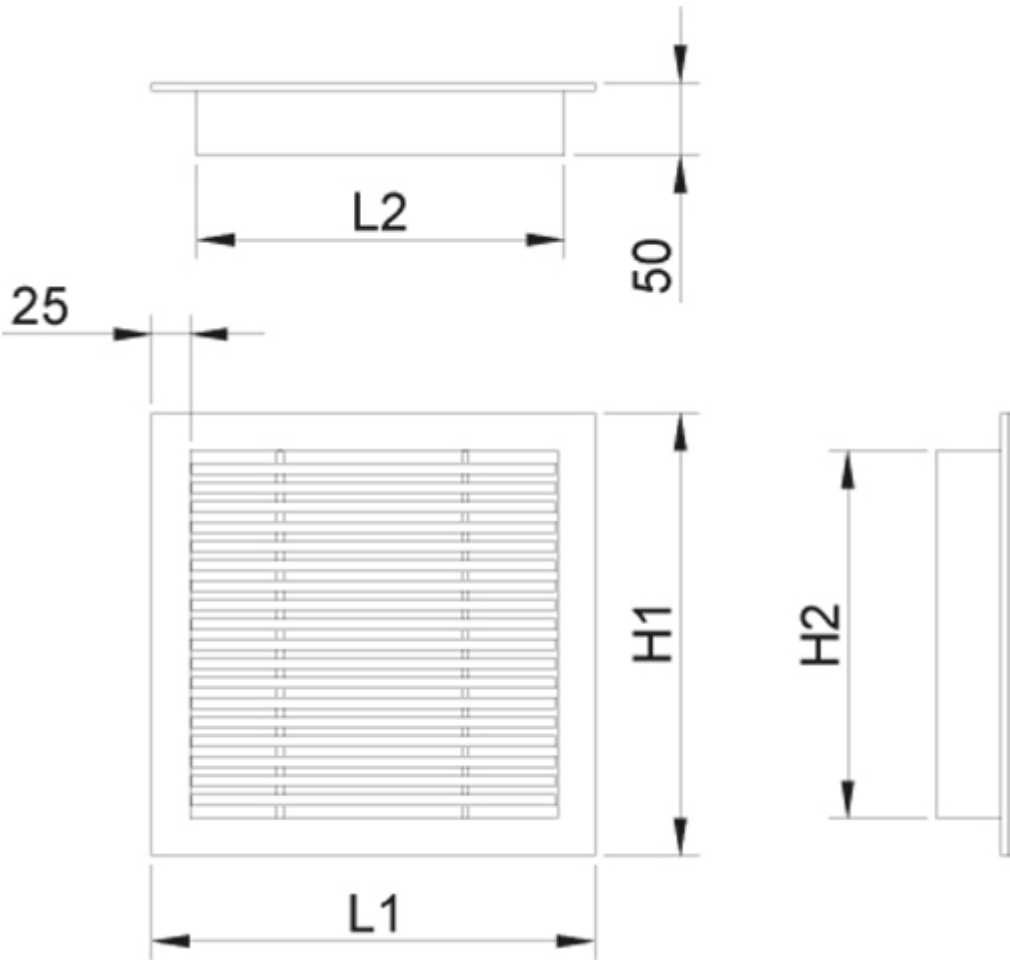
Overview

- Large free area
- Integrated filter of class EU3
- Reduced visibility through grille due to shaped horizontal vanes
- Sizes adapted to suit modular 600 x 600 mm suspended ceilings
- Openable core vanes for direct access to the filter
- Screw fastening

Product models and accessories

- Airflow adjustment damper
- Balancing plenum with measurement and adjustment functions
- Plenum insulation
- Spare filter

Dimensions



LxH	L1	L2	H1	H2
570x270	595	545	295	245
570x570	595	545	595	545

With flow control damper OD total depth = 50 mm + 45 mm.

The free area of the HDF grille is 75%.


Material

Part	Material	Finishing	Note
Frame	Aluminium	Mill-finished, anodised, or polyester-painted as white (RAL 9003/30% gloss)	Epoxy-painting (100%) available
Fixed vanes	Aluminium	Mill-finished, anodised, or polyester-painted as white (RAL 9003 / 30% gloss)	Epoxy-painting (100%) available
Air filter	Frame in galvanised steel Filter in polyester	–	EU3 class (Eurovent 4/5 method)
Plenum box, spigot	Galvanised steel	–	–

Accessories

Accessory	Code	Description
Special plenum for HDF	Special BDR	Plenum for duct connection (with or without attenuation material), please contact Customer Service
Airflow measurement and adjustment unit	MEM	For exhaust installation
Sound attenuation	IN	Mineral wool for the special BDR plenum box
Filter	FI	Spare filter

Function



Air is exhausted from the space with a low pressure drop.
Wall or ceiling installation.

Installation

The grille is connected to the duct using a special BDR plenum.
The grille is fastened in place with invisible screws (not supplied), which are screwed in through the frame.

Dimensions of opening

LxH	Opening
570x270	565x265
570x570	565x565

Adjustment

In order to enable adjustment and measurement of the airflow rate, it is recommended that you connect the diffuser to the special BDR plenum equipped with the MEM module.

The airflow rate can be adjusted and measured only when the grille is connected to the special

BDR plenum.

Define the exhaust airflow rate by measuring the pressure difference between the measurement tap on the special BDR plenum and the room air. The corresponding airflow rate is calculated using the formula below.

$$q_v = k * \sqrt{\Delta p_m}$$

Adjust the airflow rate by turning the control spindle of the MEM.

K factor for installations with different safety distances
(D= duct diameter)

BDR (Special)	> 6xD	min. 3xD
100	6	7
125	10	12
160	19	22
200	28	32
250	49	51
315	77	83

Airflow adjustment damper OD

The airflow rate is adjusted by turning the damper blades behind the grille with a screwdriver. The measurement is performed when the grille is installed.

Servicing

Remove the grille by gently drawing it out by the frame. Use a screwdriver if necessary.

Clean the parts by wiping with a damp cloth.

The filter can be removed for replacement by sliding sideways.

Push the grille back into place until the springs lock.

Option: With balancing plenum Halton PRL+MEM or Halton BDR+MEM

Remove the measurement and adjustment module by gently pulling the shaft (not the control spindle).

Wipe the parts with a damp cloth, instead of immersing in water.

Reassemble the measurement and adjustment module by pushing the shaft back into place until the module meets the stopper.
Push the grille back into place so that the springs lock.

Specification

The exhaust grille shall have a large free area.

Non-clogging lightweight construction with fixed curved vanes shall prevent visibility through the grille. The joints of the outer frame shall be practically invisible.

The grille shall be mill-finished, anodised, or polyester-painted with a white (RAL 9003) standard colour.

Sizes 570 x 270 mm and 570 x 570 mm shall be adapted to modular 600 x 600 mm suspended ceilings.

The grille shall comprise a filter of EU3 class (Eurovent method 4/5).

The grille shall be connected to the duct using a plenum.

The Halton BDR or PRL plenum shall utilise sound attenuation material made of mineral wool (optional).

Airflow measurement and adjustment unit MEM is available as an accessory to plenum.

The exhaust grille shall be openable in order to provide direct access to the filter.

Order code

HDF/L-H; FI-CO-ZT

L = Length (mm)

570

H = Height (mm)

270, 570

Other options and accessories

FI = Finishing

AN Anodised (class 10 um)

MF Mill finished

PN Painted

CO = Colour

SW Signal white (RAL 9003)

X Special colour (RAL xxxx)

N No painting

ZT = Tailored product

Y Yes

N No (ETO)

Sub products

BDR Plenum

PRL Plenum

FI Filter

Code example

HDF-570-270, FI=AN, CO=N, ZT=N